

A decorative floral border in a light pinkish-red color runs along the top, bottom, and sides of the page. It features stylized flowers and leaves. The text is centered within a light pink rectangular area.

# Sacramento County Acute Psychiatric Bed Capacity

## Behavioral Health Services Department of Health Services

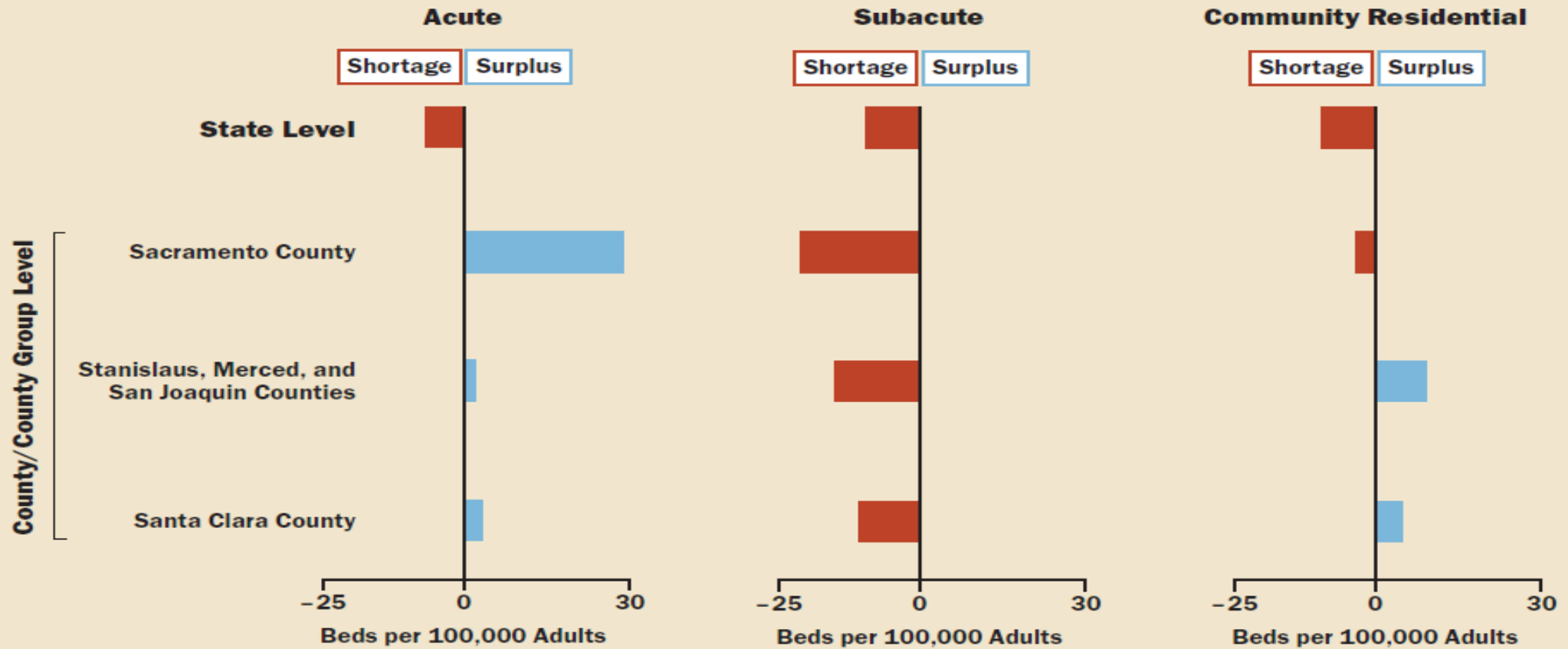
# RAND Corporation-Study-2021

- Used multiple sources of information to estimate need for psychiatric and substance use treatment beds.
- The major hurdle in solving this problem is a poor understanding of the extent of potential bed shortage at county and state levels.
- Beds as described are at different levels of care for both psychiatric and substance use
  - Acute Beds
  - Subacute Beds
  - Residential Treatment Beds

# RAND Strategy

- They researched on:
  - Calculating estimated bed capacity of each facility
  - Occupancy rate
  - Average Length of Stay
  - Waitlist volume
  - Number of patients in need of transfer to another level of care
  - Types of populations served by the facility.

## Shortage and Surplus Estimates of Adult Psychiatric Beds Differ Between Statewide and County-Level Analyses in California (per 100,000 Adults)



NOTE: Shortage estimates are based on an observed outcomes approach.



# Sacramento County Acute Beds

County operated Psychiatric Health Facility (PHF)  
and contracted PHF beds = 98  
{county beneficiaries and uninsured only}

Acute Psychiatric Hospital (APH) Beds = 477  
{private insured; other county beneficiaries; almost  
50% are our county beneficiaries}

# Sacramento County Beds-2021-2025

## ➤ Acute Psychiatric Bed Increase:

- $16 + 117 = 133$

## ➤ Sub-Acute Bed Increase:

- $124 + 84 = 208$  (Plan to add 78 beds by 2026)

## ➤ Residential Treatment Bed Increase:

- 119

- Upcoming soon:  $6 + 16$  (women and children-up to 24 with children) = 22 to 30

- 320 projected by FY26/27 and FY27/28



## Hospitalizations FY 25-26 Q1 (July - September 2025)

Figure 1: Number of Admissions by Hospital (n=1,302)

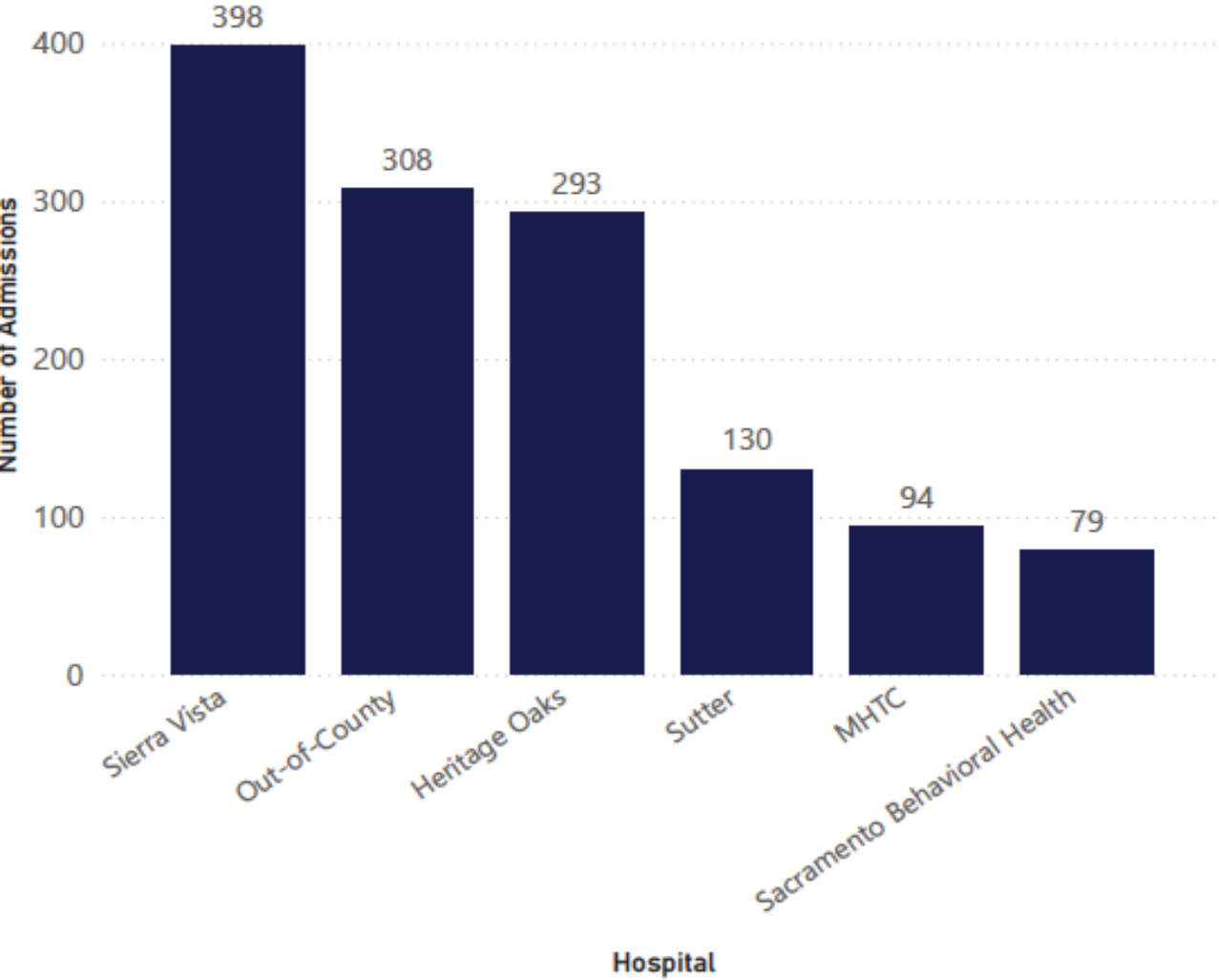


Figure 2: Number of Discharges by Hospital (n=1,289)

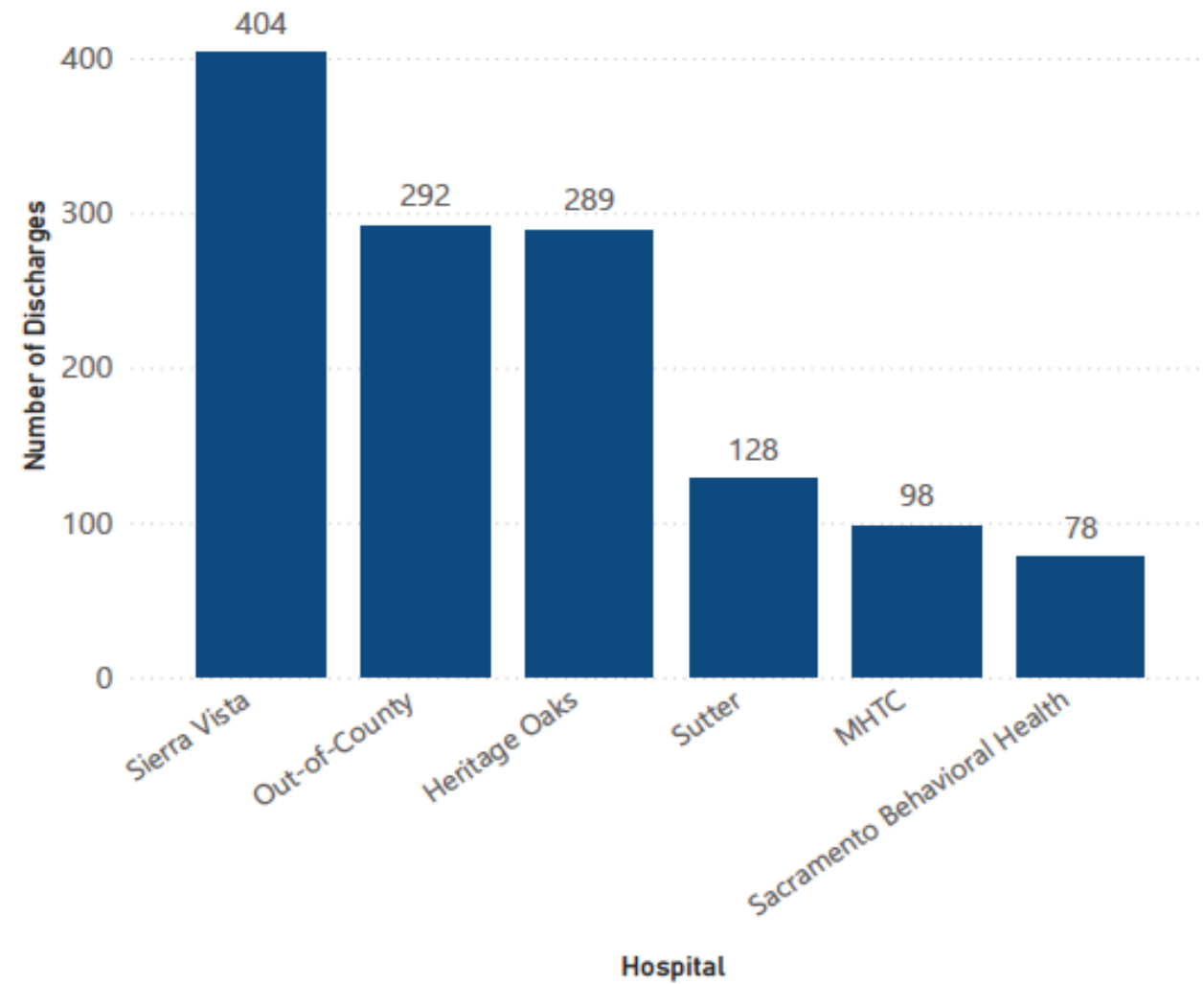


Figure 1 shows the number of admission by hospital, including Sacramento County Mental Health Treatment Center (MHTC), Heritage Oaks Hospital, Sacramento Behavioral Healthcare Hospital, Sierra Vista Hospital, Sutter Center for Psychiatry, and out-of-county hospitals. Figure 2 shows the number of discharges by hospital in the reporting period. The number of hospitalizations is consistent with previous quarters. This report only includes Medi-Cal beneficiaries, and excludes clients from Crestwood as Crestwood does not qualify as an Institution for Mental Disease (IMD).