

HOW TO USE NALOXONE



A fact sheet
for patients
and caregivers



SACRAMENTO
COUNTY

Sacramento County
PIOID
COALITION
Together, We Save Lives

WHAT ARE OPIOIDS?



Opioids include prescription medications used to treat pain as well as illegal drugs such as heroin and illicit potent opioids such as fentanyl analogs.

Opioids work by binding to specific receptors in the brain, spinal cord, and gastrointestinal tract. In doing so, they diminish the body's perception of pain. However, opioids can also have an impact on other systems of the body, such as altering mood, slowing breathing, and causing constipation. Opioid receptor binding causes the signs and symptoms of overdose as well as the euphoric effects or "high" with opioid use.

COMMON OPIOIDS:



GENERIC	BRAND NAME
Hydrocodone	Vicodine, Lorcet, Norco, Zohydro
Oxycodone	Percocet, OxyContin, Roxicodone, Percodan
Morphine	MSContin, Kadian, Embeda, Avinza
Codeine	Tylenol with Codeine, TyCo, Tylenol #3
Fentanyl	Duragesic, Actiq
Hydromorphone	Dilaudid
Oxymorphone	Opana
Meperidine	Demerol
Methadone*	Dolophin, Methadose
Buprenorphine*	Suboxone, Subutex, Zubsolv, Bunavail, Butrans

*Used for Medication Assisted Treatment (MAT).

For additional information, please visit: sacopioidcoalition.org

IN CASE OF OVERDOSE:

1 CHECK RESPONSIVENESS

Look for any of the following:

- No response even if you shake them or say their name
- Breathing slows or stops
- Lips and fingernails turn blue or grey
- Skin gets pale or clammy

2 CALL 911 AND GIVE NALOXONE

If no reaction in 3 minutes, give second naloxone dose.

3 DO RESCUE BREATHING AND/OR CHEST COMPRESSIONS

Follow 911 dispatcher instructions.

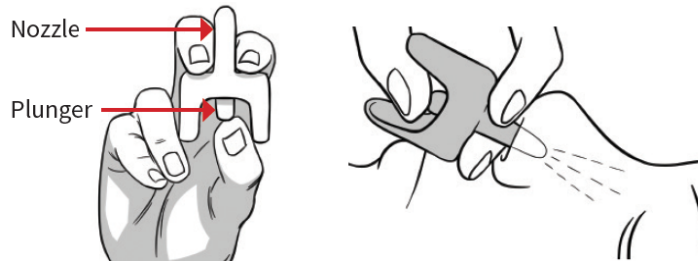
STAY WITH PERSON UNTIL HELP ARRIVES.

HOW TO ADMINISTER NALOXONE:

There are 4 common naloxone products. Follow the instructions for the type you have.

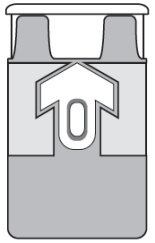
NASAL SPRAY

This nasal spray needs no assembly and can be sprayed up one nostril by pushing the plunger.

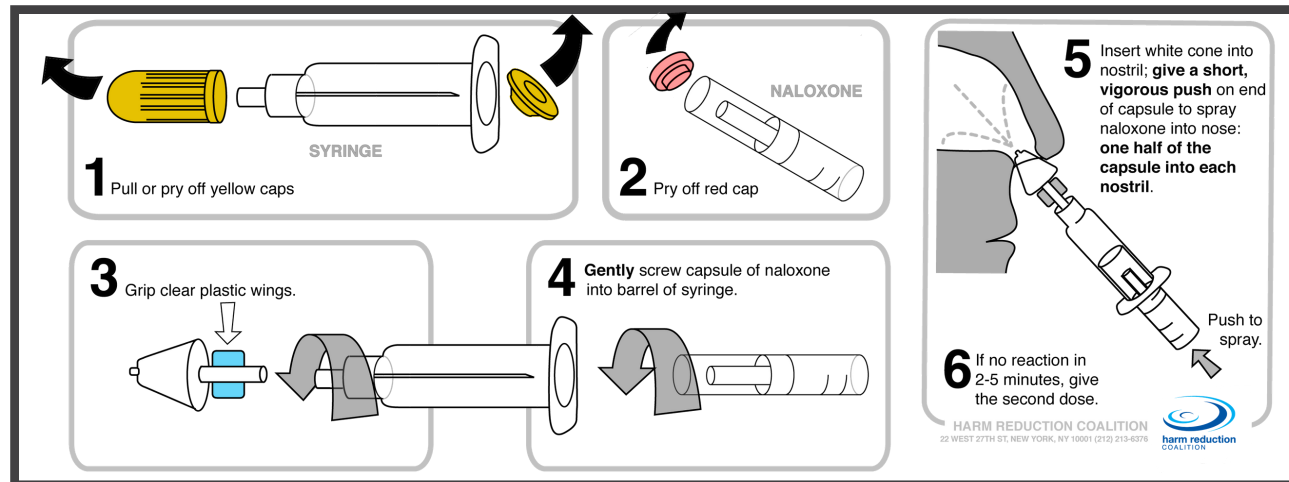


AUTO-INJECTOR

The naloxone auto-injector needs no assembly and can be injected into the outer thigh, even through clothing. It contains a speaker that provides step-by-step instructions.



NASAL SPRAY WITH ASSEMBLY



INJECTABLE NALOXONE

Remove cap from naloxone vial and uncover the needle.



Insert needle through rubber plug with vial upside down. Pull back on plunger and take up 1 ml.



Inject 1 ml of naloxone into an upper arm or thigh muscle.

