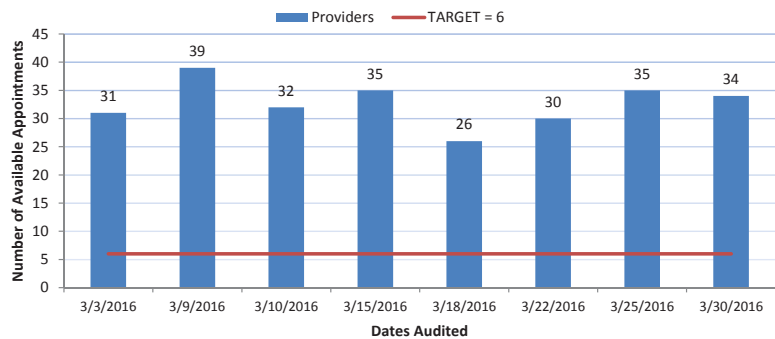
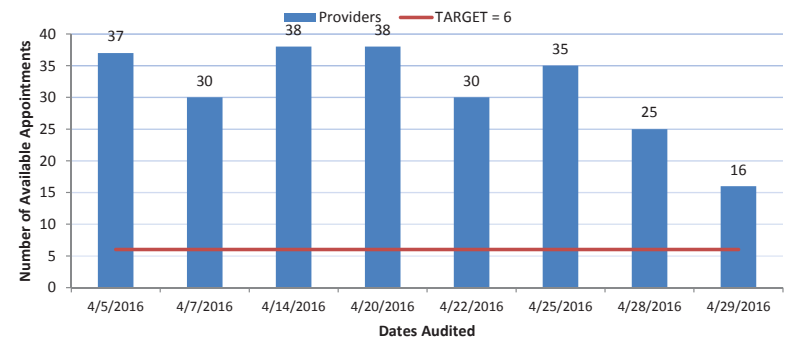


**IBH Medical Home
Same Day, Next Day Access vs. Target
March 2016**



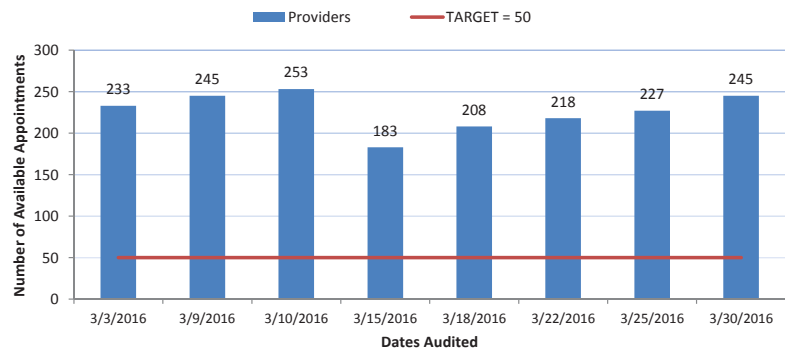
Data Collection: ASO1 will check EMR two days per week and using report Schedule Forecast, will determine the number of available appointments for Teasdale, Rigg, Onate, Suo, Sanchez, Rao, Werner, McKee & Norwood.

**IBH Medical Home
Same Day, Next Day Access vs. Target
April 2016**



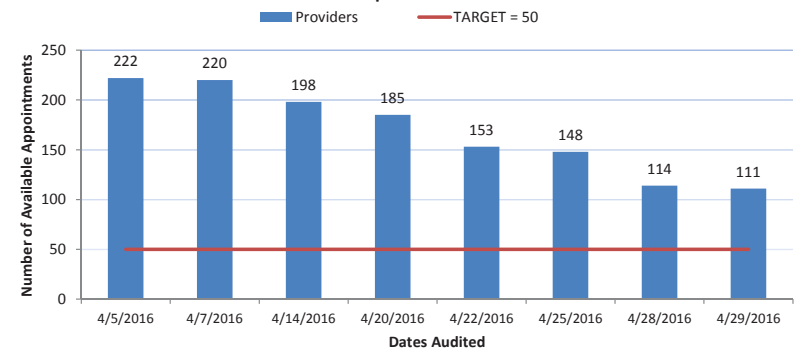
Data Collection: ASO1 will check EMR two days per week and using report Schedule Forecast, will determine the number of available appointments for Teasdale, Rigg, Onate, Suo, Sanchez, Rao, Werner, McKee & Norwood.

**IBH Medical Home
10 Day Access vs. Target
March 2016**



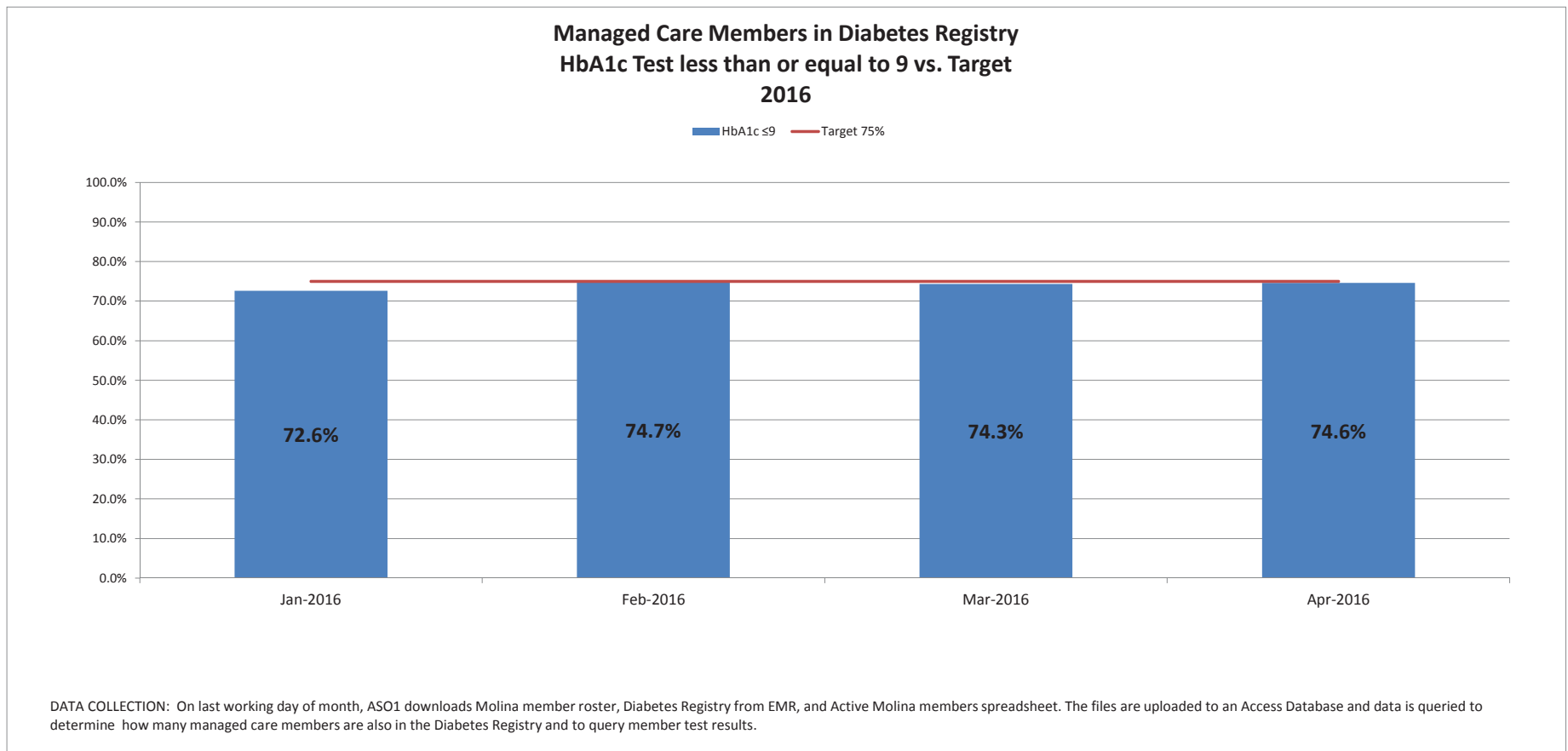
Data Collection: ASO1 will check EMR two days per week and using report Schedule Forecast, will determine the number of available appointments for providers Teasdale, Rigg, Onate, Suo, Sanchez, Rao, Werner, McKee & Norwood.

**IBH Medical Home
10 Day Access vs. Target
April 2016**



Data Collection: ASO1 will check EMR two days per week and using report Schedule Forecast, will determine the number of available appointments for providers Teasdale, Rigg, Onate, Suo, Sanchez, Rao, Werner, McKee & Norwood.

	Jan-16			Feb-16			Mar-16			Apr-16			May-16		Jun-16		Jul-16		Aug-16		Sep-16		Oct-16		Nov-16		Dec-16									
Molina Members	2185						2109						2220						2166																	
All/Homeless Molina Members	ALL		HmIs	ALL		HmIs	ALL		HmIs	ALL		HmIs	ALL		HmIs	ALL		HmIs	ALL		HmIs	ALL		HmIs	ALL		HmIs	ALL		HmIs						
Molina Members in Diabetes Registry	372	17.0%	174	395	18.73%	182	409	18.42%	183	409	18.88%	167																								
HbA1c ≤9	270	72.6%	126	295	74.68%	132	304	74.33%	132	305	74.57%	120																								
HbA1c >9 or no test	102	27.4%	48	100	25.32%	50	105	25.67%	51	104	25.43%	47	0	0	0	0	0	0	0	0	0	0	0	0	0	0	0	0	0							
>9	75	20.2%	33	75	18.99%	34	81	19.80%	35	81	19.80%	32																								
no test	27	7.3%	15	25	6.33%	16	24	5.87%	16	23	5.62%	15																								
Date Data Pulled	1/29/2016			2/29/2016			3/30/2016			4/29/2016																										



NO SHOW RATE =

#NS / (#NS + #IN)

NO SHOW	out of	TOTAL (NS+IN)	Weekly Rate
81		351	32%
85		439	19%
111		464	24%
88		473	19%
85		402	21%
66		393	17%
86		443	19%
85		525	16%
111		570	19%
85		484	18%
81		532	15%
79		506	16%
77		519	15%

1120

6101

18%

<-- NO SHOW RATE

Feb 14, 2016 - May 14, 2016