

Sacramento County Public Health uses various sources of data to monitor influenza activity in the County. Using these data sources, this fact sheet provides preliminary surveillance data on influenza activity in Sacramento County for the 2022-2023 influenza season for Week 40 to Week 4 (10/2/22 to 1/28/23).

## INFLUENZA

### Hospital Emergency Department (ED) Visits

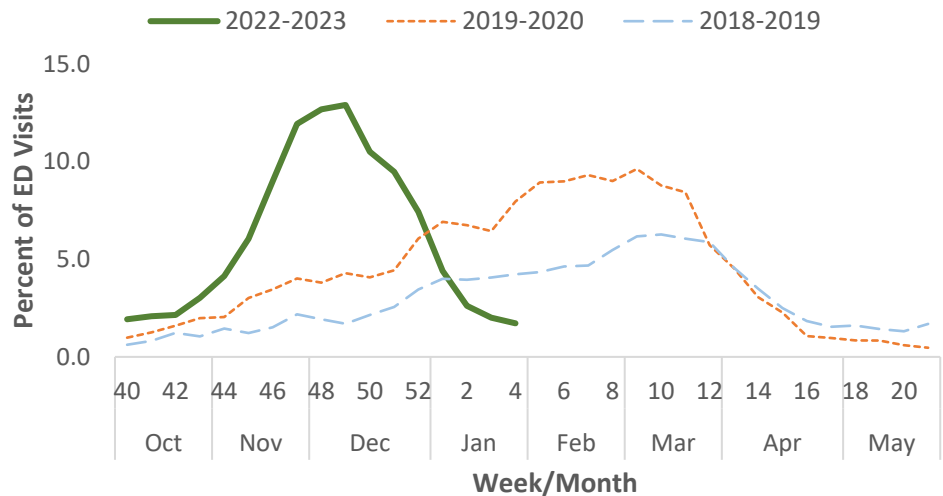
So far, the percent of influenza-like illness (ILI)-related ED visits<sup>1</sup> has peaked earlier for the 2022-2023 season in December (Week 49 ending 12/10/22) compared to the 2019-2020 (peak in March) and 2018-2019 (peaks in January and March) seasons [Figure 1]. The percent of ILI-related ED visits at the peak has also been higher for the 2022-2023 season than both the 2019-2020 (1.3 times higher) and 2018-2019 (2.1 times higher) seasons at the highest point.

### Sacramento County Public Health (SCPH)

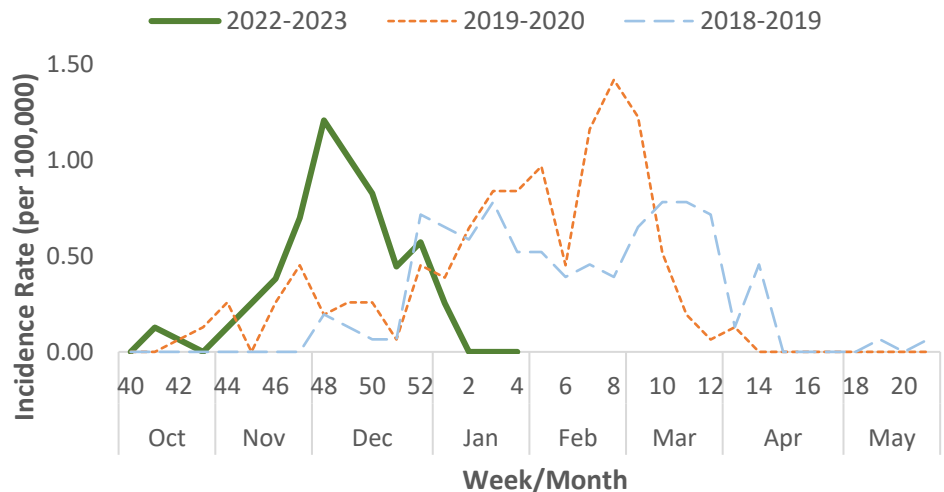
As of Week 4 (ending 1/28/23), SCPH has confirmed 55 influenza-related intensive care unit (ICU) hospitalizations and 40 deaths among persons of all ages. The total number of ICU hospitalizations and deaths is much higher compared to the same time during the 2019-2020 and 2018-2019 seasons as a result of an early peak so far this season. Between Week 40 and Week 4, the highest incidence of reported cases was during Week 48 (ending 12/3/22) with 1.21 cases per 100,000 population compared to 0.84 per 100,000 for the 2019-2020 and 0.78 per 100,000 for the 2018-2019 seasons [Figure 2].

As of Week 4, the highest number and rate of reported cases is among those 65 years of age and

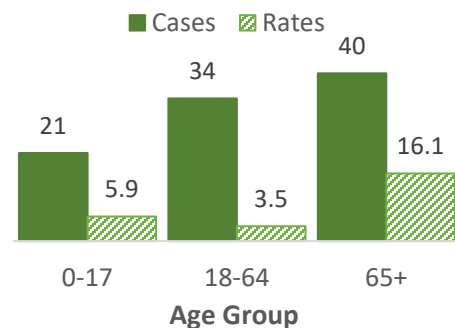
**Figure 1. Percent of Influenza-like Illness-Related Emergency Department (ED) Visits<sup>1</sup>, Sacramento County, 2022-2023 vs. 2018-2020**



**Figure 2. Influenza-Related Intensive Care Unit (ICU) Hospitalizations and Deaths, Sacramento County, 2022-2023 vs. 2018-2020**



**Figure 3. Influenza-Related ICU Hospitalizations and Deaths, Total Cases and Rates (per 100,000) by Age Group, Sacramento County, 2022-2023 Season**



older [Figure 3]. The second highest case rate is among those less than 18 years of age.

All reported cases as of Week 4 were either influenza type A (98.9%) or unknown (1.1%) [Figure 4]. The majority (90.5%) of reported cases were not subtyped. Of those that were subtyped, 87.5% were influenza A (H3).

### State and National

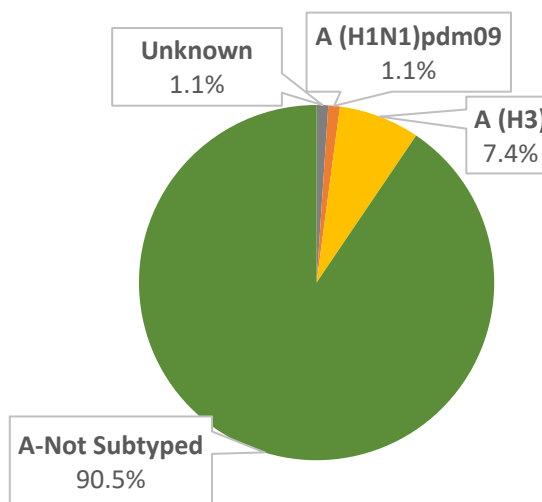
Influenza activity continues to decline statewide<sup>3</sup> and nationally<sup>4</sup>. Influenza A has been the dominant type, with H3N2 as the predominant subtype. The Centers for Disease Control and Prevention (CDC) estimates that there have been at least 25 million illnesses, 280,000 hospitalizations, and 17,000 deaths from influenza so far this season. CDC continues to recommend that everyone six months and older get an annual influenza vaccine as long as influenza activity continues.

### RESPIRATORY SYNCYTIAL VIRUS (RSV)

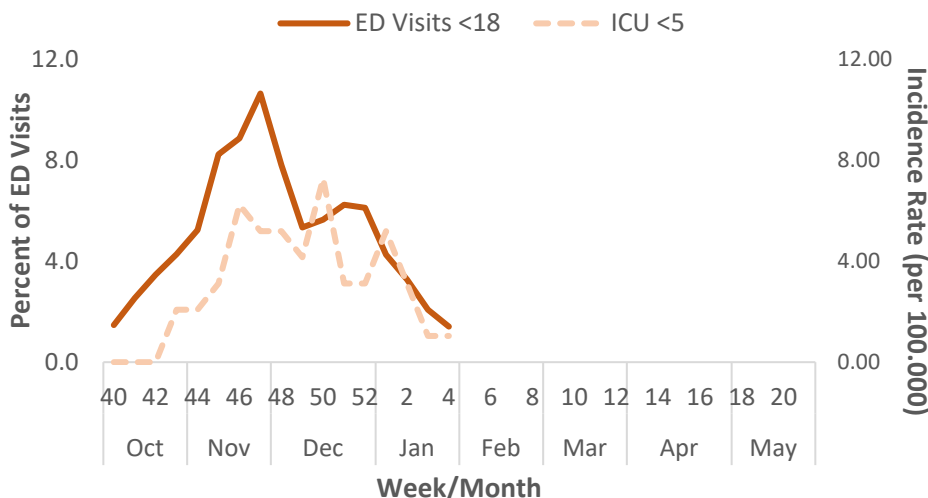
From hospital ED data, RSV activity peaked during Week 47 (ending 11/26/22) among those less than 18 years old [Figure 5]. A second peak occurred during Week 51 (ending 12/24/22).

A total of 50 RSV-related ICU hospitalizations among those less than 5 years old were reported to SCPH<sup>2</sup> as of Week 4 (data not shown). No RSV-related deaths were reported.

**Figure 4. Influenza-Related ICU Hospitalizations and Deaths by Influenza Type, Sacramento County, 2022-2023 Season**



**Figure 5. Percent of Respiratory Syncytial Virus (RSV)-Related ED Visits <18 Years Old vs. Incidence Rate of RSV-Related ICU Hospitalizations <5 Years Old, Sacramento County, 2022-2023 Season**



Data Source: California Reportable Disease Information Exchange (CalREDIE)

Notes: Influenza activity was low during the 2020-2021 and 2021-2022 influenza seasons. Data for the 2022-2023 season is compared to pre-pandemic seasons.

<sup>1</sup>Hospital EDs in Sacramento County provide data to SCPH through the CDC's [National Syndromic Surveillance Program](#). ILI-related ED visits excludes those with coronavirus in the discharge diagnosis.

<sup>2</sup>SCPH required health care facilities to report RSV-related ICU hospitalization among those <5 years old for the 2022-2023 season.

References:

<sup>3</sup>CDPH:

[https://www.cdph.ca.gov/Programs/CID/DCDC/CDPH%20Document%20Library/Immuni-zation/Week2022-2304\\_FINALReport.pdf](https://www.cdph.ca.gov/Programs/CID/DCDC/CDPH%20Document%20Library/Immuni-zation/Week2022-2304_FINALReport.pdf)

<sup>4</sup>CDC: <https://www.cdc.gov/flu/weekly/weeklyarchives2022-2023/week04.htm>