

**PHAB REPORT:
Adult Correctional Health Updates**

Weekly COVID-19 Data as of March 29, 2023

Total number of COVID-19 tests since March 2020: 59,222 (*Net increase = 108*)

Total number of confirmed COVID-19 cases since March 2020: 4,520 (*Net increase = 7*)

Total number of confirmed COVID-19 cases during the intake observation/quarantine period since March 2020: 976 (*Net increase = 0*)

Total number of COVID-19 positive inmates currently in custody: Main Jail – 5 / RCCC – 7

Total number of COVID-19 related deaths: 3

SSO COVID-19 Link: <https://www.sacsheriff.com/pages/covid19.php>

As of 3/29/23 3,381 inmates received at least one COVID-19 vaccine dose.

- Net increase of 3,381 new inmates received initial doses.
- Net increase of zero (0) 2nd doses.
- Net increase of zero (0) booster doses.
- Total of zero (0) doses provided in the past two weeks.

ACH Staff Vaccination: Point in Time 3/29/2023

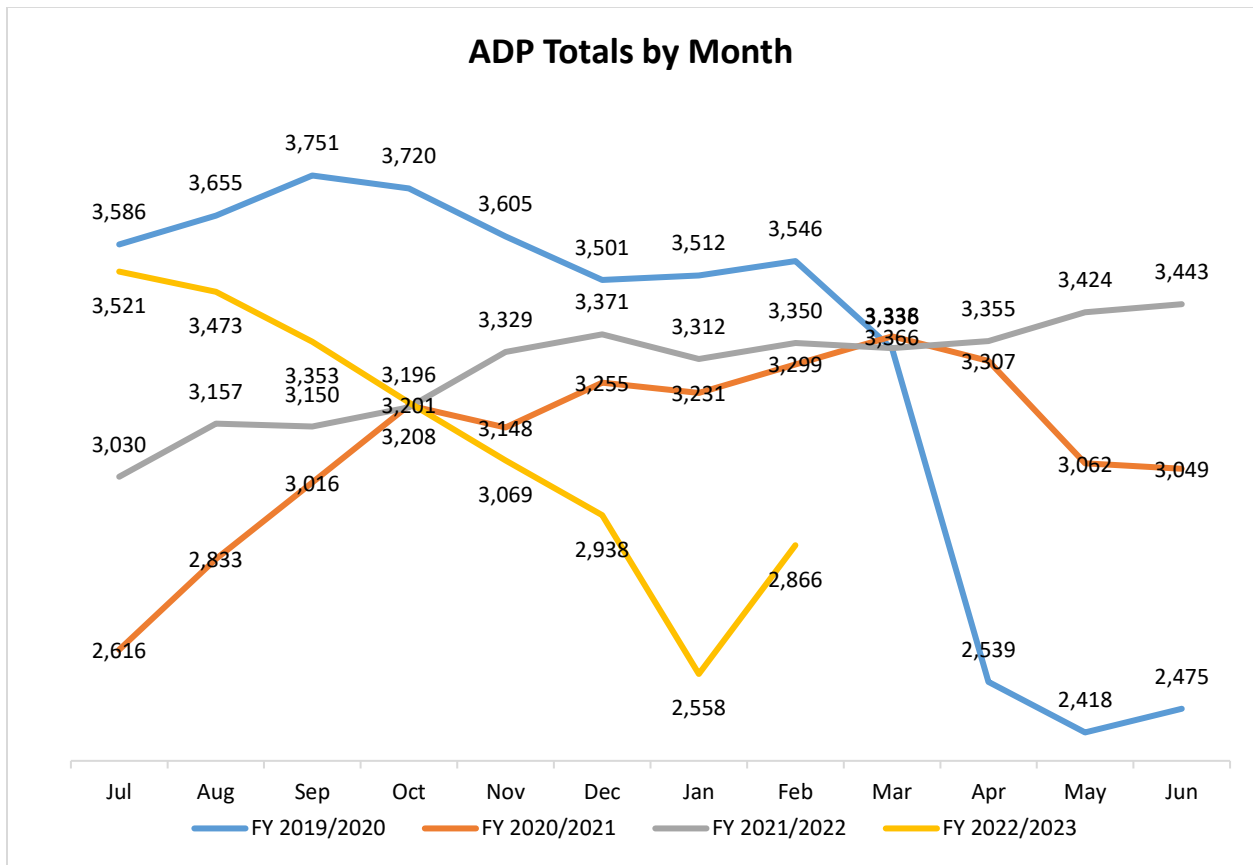
Medical & Admin Staff	Fully Vaccinated	Boosted
Medical Staff	87%	75%
Administrative Staff – Onsite	100%	75%
East Parkway Administrative Staff – Goes onsite	100%	100%
County On-Call/Temp Staff	70%	62%
Total	89%	78%

Note: Medical staff percentage decreased from last report due to an increase in new staff not yet reflected in our database.

Contracted Staff Vaccinations: Data as of 3/29/2023

- Mental Health Staff - 96% are fully vaccinated & boosted.
- Registry– 76% fully vaccinated, 67% boosted.
- Other Contractors – 97% fully vaccinated, 56% boosted.

Jail Facilities Average Daily Population (ADP)



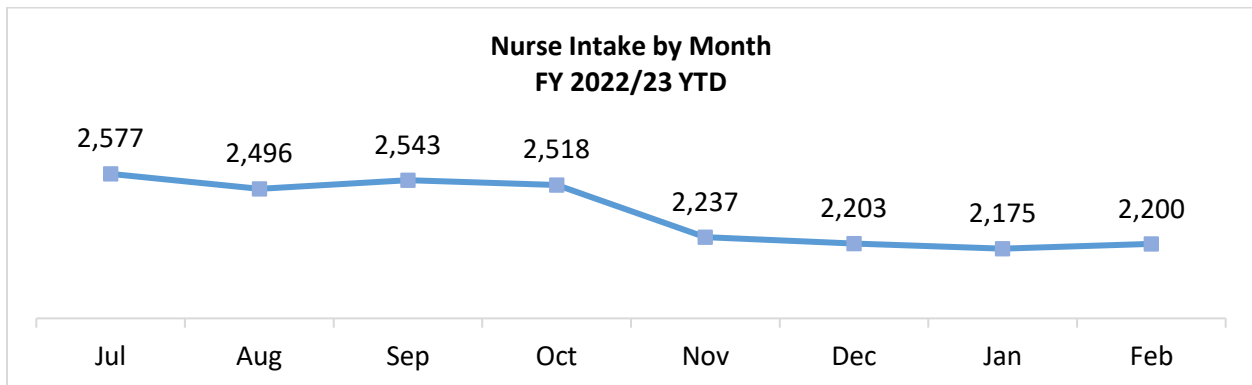
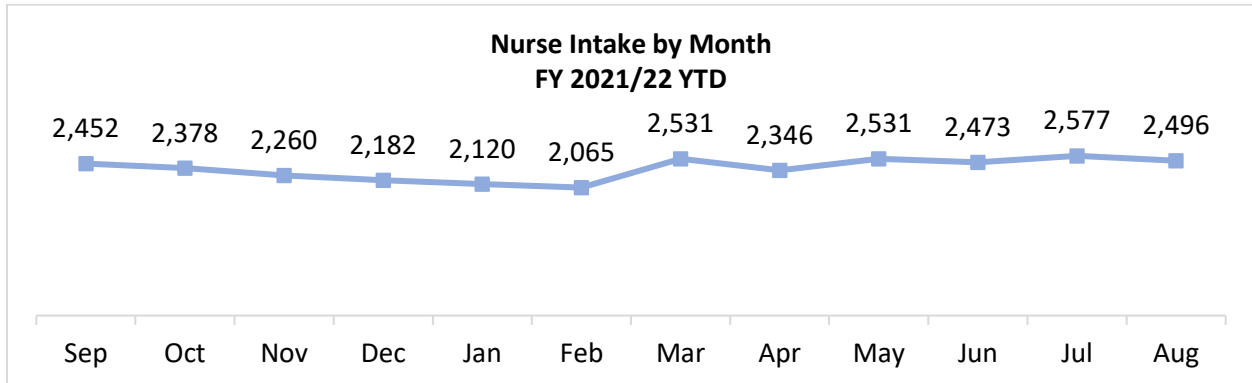
- The highest ADP was pre-pandemic in September 2019 (3,751) and the lowest ADP (2,418) was May 2020.
- Population on March 29, 2023 was 2,942.

Jail Releases

Jail Releases by Length of Stay (LOS)			
January, N = 2,603			
Length of Stay (in days)	Number of Releases	Percentage	Cumulative Percentage
0	569	26%	26%
1 – 3	586	27%	53%
4 – 14	422	19%	72%
15 – 29	135	6%	78%
30 – 119	286	13%	91%
> 120	189	9%	100%
Total	2,187	100%	100%

- The Jails have a very high-churn rate. Short lengths of stay make discharge planning and continuity of care challenging.
- 53% were released within 3 days of booking.
- 72% were released within 14 days of booking.

Nurse Intake



- In FY21-22, ACH completed an average of 2,377 intakes per month.
- **In FY 2022/23 YTD, ACH completed an average of 2,368 per month through February.**
 - 2,200 intakes were completed in January – a increase of 25 from January.
- Approximately **32%** of the intakes each month involved individuals meeting the definition of homelessness. The Intake RN must mark “housed” or “homeless”.

Homeless Definition: Living in a place not meant for human habitation (street, car, river, camp, etc.), shelter, transitional housing, or exiting other institution where they temporarily resided (less than 90 days).

Adult Correctional Health Vacancy Report

Medical Positions (3/31/23)	Vacancies	In Background
Health Program Mgr	1	0

LVN	22	3
MA	6	0
NP	1	0
Physician 3	2.5	0
Sr. Physician Mgmt	1	0
RN D/CF	14	1
Registered Dental Assistant	6	3
SRN DCF	2	0
Total	55.5	7

Admin Positions (3/31/23)	Vacancies	In Background
Accounting Technician	1	0
ASO 1, 2, & 3	2	1
HSSP B	1	0
Clerical (OA 2 & SROA)	2	0
Total	6	1

Mental Health Programs/Services with Vacancies (3/31/2023)	Vacancies	Background
LCSW Supervisor	3.8	1
LCSW	6	1
MH Worker	10	4
Psychologist 2	2	0
Social Worker I	4	1
Total	25.8	7

Mays Consent Decree Population Reduction Efforts and Jail Facility Needs

- Sacramento County (representatives from County Executive’s Office, General Services, SSO, and ACH) has been engaged in planning for remedying the physical plant deficiencies that impede Consent Decree compliance – including compliance with the Americans with Disabilities Act (ADA), patient privacy, and sufficient space for medical and mental health services.
- BOS Meeting dated [12/08/2022](#), deliberations on recommendations presented 12/07/22 regarding Jail Population Reduction Plans and Plans to address Jail Facility Deficiencies for the Mays Consent Decree resulted in their approval. An update on implementation of the Jail Population Reduction Plans (15 New Recommendations, 18 Existing, 33 Total Strategies) will be provided after the conclusion of the first quarter of 2023.