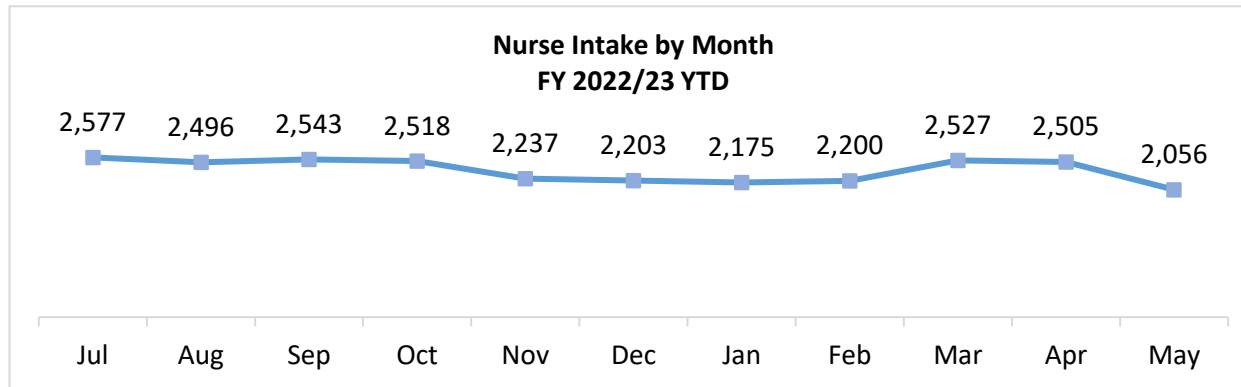


**PHAB REPORT:  
Adult Correctional Health Updates**

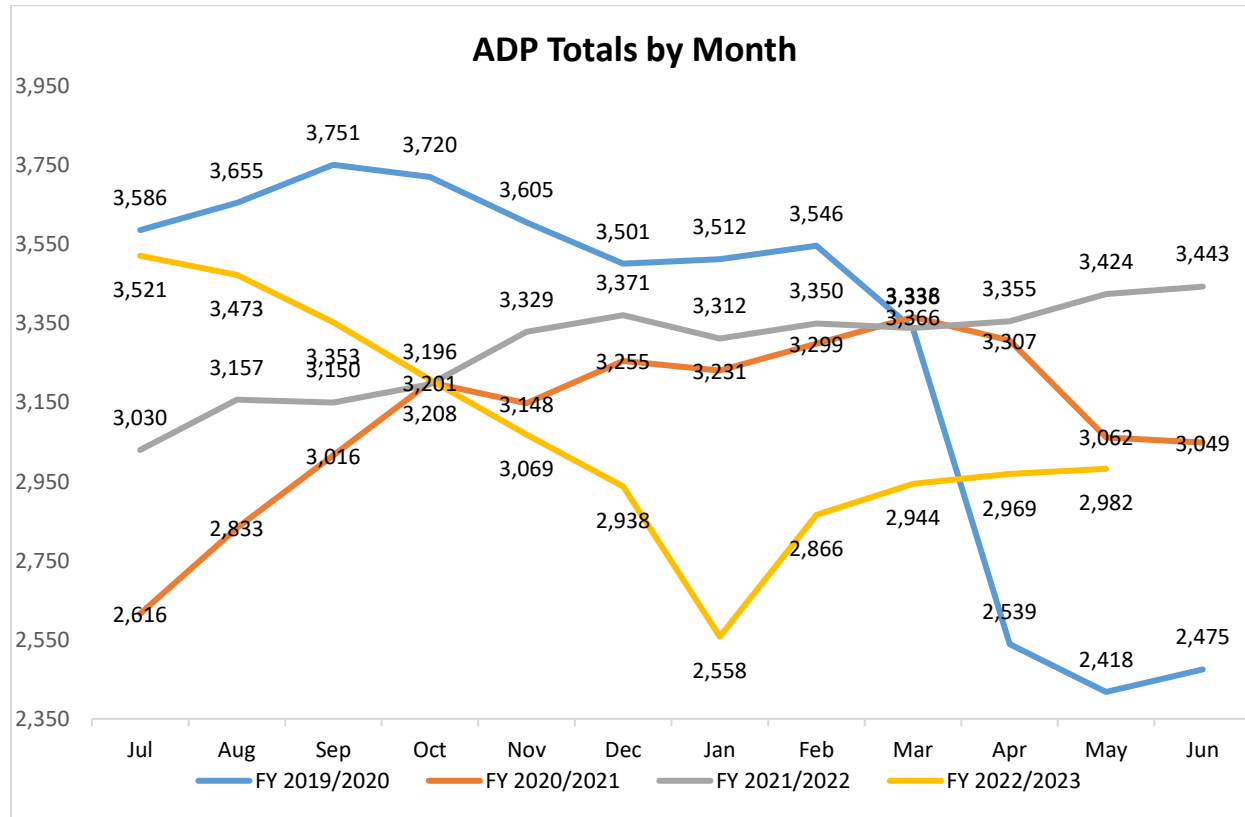
**Nurse Intake**



- **In FY 2022/23 YTD, ACH completed an average of 2,367 per month through May.**
  - 2,506 intakes were completed in May – an increase of 51 from April.
- Approximately **33%** of the intakes each month involved individuals meeting the definition of homelessness. The Intake RN must mark “housed” or “homeless”.

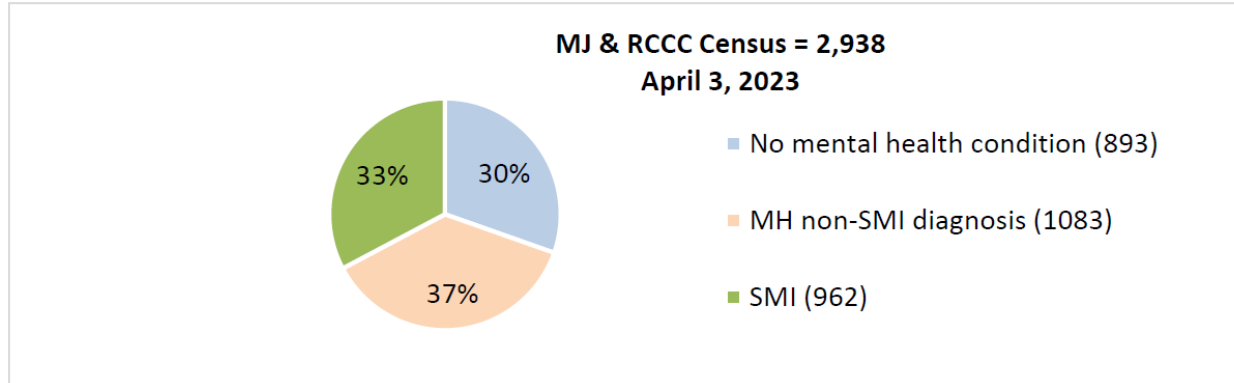
*Homeless Definition: Living in a place not meant for human habitation (street, car, river, camp, etc.), shelter, transitional housing, or exiting other institutions where they temporarily resided (less than 90 days).*

**Jail Facilities Average Daily Population (ADP)**



- The highest ADP was pre-pandemic in September 2019 (3,751) and the lowest ADP (2,418) was May 2020.
- The ADP in May 2023 is 2,982.

**Mental Health Population**



- **70% (2045)** of the population had a MH diagnosis and received Mental Health services during incarceration.
- **33% (962)** had a Serious Mental Illness (SMI) and 37% (1083) had a MH Non-SMI diagnosis.

<b>Unduplicated Mental Health Patients Linked to County Behavioral Health Program</b>			
<b>Program</b>	<b>Total Served</b>	<b>Open</b>	<b>Discharged</b>
MHP Outpatient	621 (100%)	42 (7%)	579 (93%)
MHP Full Service Partnership (FSP)	161 (100%)	48 (30%)	113 (70%)
Served by Mental Health and SUPT	232 (100%)	2 (1%)	230 (99%)
<b>Total Unduplicated Inmates Served by the MHP</b>	<b>782</b> (100%)	<b>90</b> (12%)	<b>692</b> (88%)
Substance Use Prevention & Treatment (SUPT)	361 (100%)	30 (8%)	331 (92%)
<b>Total Unduplicated Inmates Served by the MHP &amp; SUPT</b>	<b>911</b> (100%)	<b>118</b> (13%)	<b>793</b> (87%)

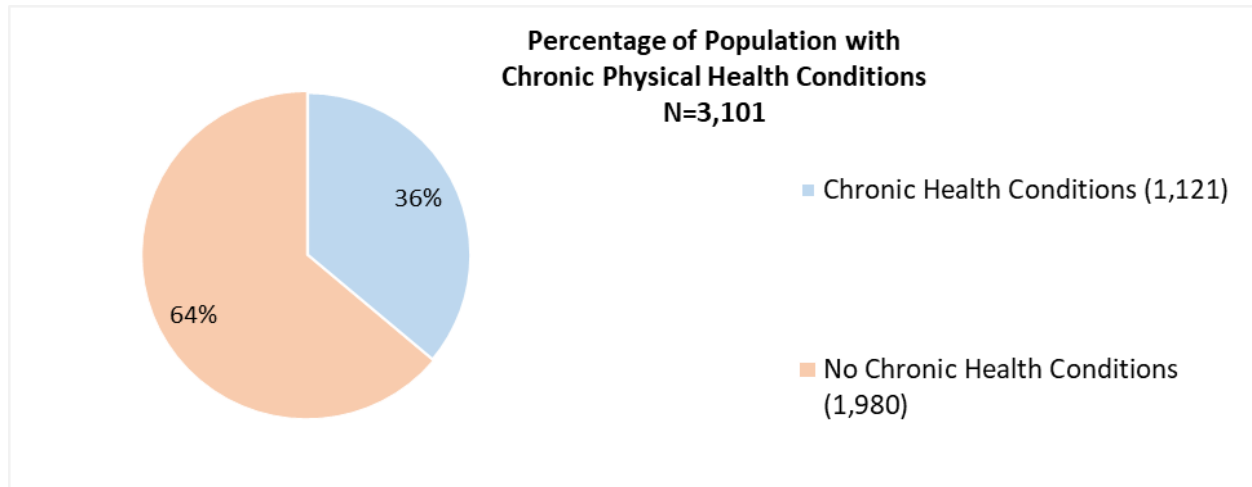
- Of the **2,045** patients who held a Mental Health diagnosis and received Mental Health services during their incarceration, **962 (47%)** were considered SMI. Only a small number were open in a Behavioral Health Services program in the community on April 3, 2023 – most were discharged from services at the time of this report.
- Of the **962** patients with SMI, **555 (58%)** were previously open to Behavioral Health Services Mental Health Plan and **94 (10%)** were currently still open.

Mental Health Discharge Linkages													
July 2022 - June 2023													
Service Type	Jul	Aug	Sep	Oct	Nov	Dec	Jan	Feb	Mar	Apr	May	Jun	Total
Mental Health Linkage													
Transition back to Assigned MH Provider	20	39	24	23	27	17	21	19	18	28	33	32	301
Newly Linked to Services	94	99	112	120	93	100	102	94	91	120	126	135	1,286
Total MH Linkages	114	138	136	143	120	117	123	113	109	148	159	167	1,587
Transition to MH Acute Care													
Mental Health Treatment Center	0	0	0	0	0	0	1	0	0	2	0	0	3
5150 to ED	5	3	2	2	10	4	1	3	6	10	9	14	69
Other Acute Care	0	0	0	0	0	0	0	0	0	0	0	0	0
Total	5	3	2	2	10	4	2	3	6	12	9	14	72
SUD Linkage													
SUPT System of Care	5	1	2	0	0	1	0	1	0	0	0	1	11
Onsite SUD Counselor	4	1	0	0	1	0	0	1	0	0	0	0	7
Other SUD Linkage	0	1	0	0	1	0	0	1	0	2	0	0	5
Total ADS Linkages	9	3	2	0	2	1	0	3	0	2	0	1	23
Other													
Declined	8	9	4	6	9	2	9	4	4	4	12	14	85
No documentation	7	11	16	12	17	15	11	18	19	7	12	4	149
Other Linkage	93	81	77	69	70	70	62	80	67	63	42	34	808

Total	108	101	97	87	96	87	82	102	90	74	66	52	1,042
<b>Grand Total</b>	<b>236</b>	<b>245</b>	<b>237</b>	<b>232</b>	<b>228</b>	<b>209</b>	<b>207</b>	<b>221</b>	<b>205</b>	<b>236</b>	<b>234</b>	<b>234</b>	<b>2,724</b>

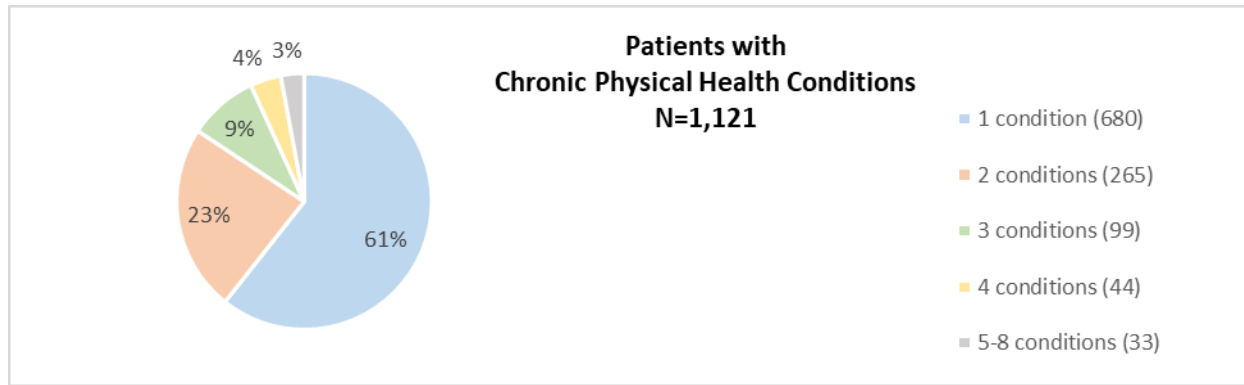
**Chronic Physical Health Conditions**

- The Daily Population when data was pulled for this report on May 31, 2023 = 3,101.



- 36% of the population have chronic physical health conditions.

Chronic Physical Health Conditions	Unduplicated Patients
1 condition (697)	680 (61%)
2 conditions (550)	265 (23%)
3 conditions (376)	99 (9%)
4 conditions (238)	44 (4%)
5-10 conditions (249)	33 (3%)
<b>Total</b>	<b>1,121 (100%)</b>



- Of those with chronic physical health conditions, **39%** have two or more conditions.
- Of those with a chronic physical health condition (1,121):
  - **61% (680)** have only one chronic physical health condition.
  - **23% (265)** have two chronic physical health conditions.

**Vacancy Report**

Medical Positions (7/11/23)	Vacancies	Vacancy Rate	In Background	23-24FY New Positions
Health Program Manager	1	50%	0	
Health Program Coordinator	1	100%	0	
LVN D/CF	15	37%	5	
Medical Assistant	7	30%	0	2
Nurse Practitioner	2	50%	0	
Physician III	0	0%	0	
Registered Nurse D/CF II	23	29%	5	10
Registered Dental Assistant	1	17%	1	
Sr. Physician Management	1	100%	0	
Supv Registered Nurse D/CF	4	22%	0	1
Admin Positions	Vacancies	Vacancy Rate	In Background	23-24FY New Positions
ASO 1	1	33%	0	
Mental Health Program Coord	1	100%	0	1

Office Assistant II	2	40%	1	
Registered Nurse D/CF I	1	100%	0	1
Sr. Office Assistant	3	30%	1	2
<b>Totals</b>	<b>66</b>	<b>26%</b>	<b>13</b>	<b>16</b>

- With 23-24FY Board approved growth and reallocation:
  - Total allocated County Medical and Administrative FTEs increased from 239.5 to 251.5.
  - The vacancy rate increased from 23% in June to 26% in July.

<b>Mental Health Programs/Services with Vacancies (7/11/2023)</b>	<b>Vacancies</b>	<b>Vacancy Rate</b>	<b>Background</b>	<b>23-24FY Growth Added</b>
Admin Assist III	1	33%	0	1 EASS
Admin Officer III	1	50%	0	1 MH
LCSW Supervisor	3.8	30%	0	2 MH 1 EASS
LCSW	12	31%	0	3 MH 2 EASS
MH Worker	6	38%	2	
Nurse Practitioner	3.5	49%	0	1.5 MH 2 EASS
Psychologist 2	4	67%	0	2 EASS
Psychiatrist	.5	100%	0	.5 EASS
Social Worker I	11	32%	2	7 MH
Supervisor 1	1	100%	1	
<b>Totals</b>	<b>43.8</b>	<b>33.7%</b>	<b>5</b>	<b>23</b>

- With 23-24FY Board approved growth and reallocation:
  - Total allocated ACMH FTEs increased from 106.9 to 129.9.
  - The vacancy rate increased from 19% in June to 33.7% in July.

**Consent Decree Population Reduction Efforts and Jail Facility Needs**

- IHSF: Sacramento County has begun meetings to discuss planning for the Main Jail Intake and Health Services Facility (IHSF) to address physical plant deficiencies that impede Consent Decree compliance – including compliance with the Americans with Disabilities Act (ADA), patient privacy, and sufficient space for medical and mental health services.
- BOS Meeting dated [12/08/2022](#), deliberations on recommendations presented 12/07/22 regarding Jail Population Reduction Plans and Plans to address Jail Facility Deficiencies for the Mays Consent Decree resulted in their approval. An update on implementation of the Jail Population Reduction Plans (15 New Recommendations, 18 Existing, 33 Total Strategies) will be provided to the BOS quarterly.