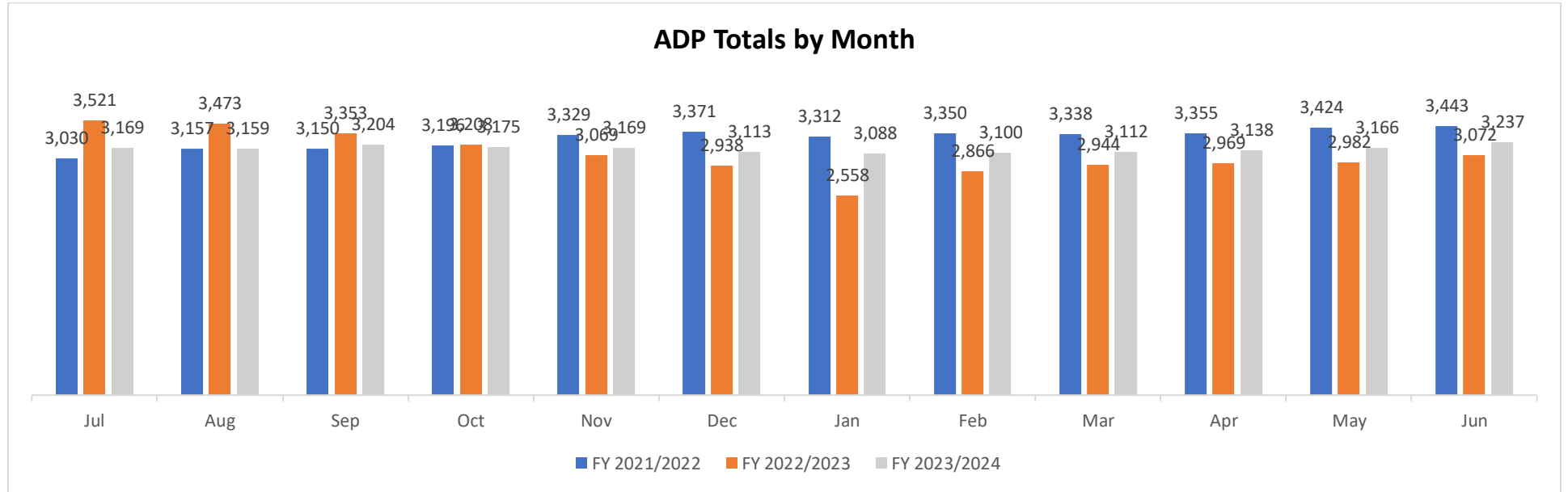


**PHAB REPORT:
Adult Correctional Health Updates**

Jail Facilities Average Daily Population (ADP)



- The ADP in June 2024 was 3,237. The average for the FY was 3,153.
- Based on prior FY 2021/2022 and FY 2022/23, the highest ADP was in July 2022 (3,521) and the lowest ADP was in January 2023 (2,558).

Releases by Length of Stay (LOS)
Data Period: May 2024
Report Date: June 07, 2024
Report By: DHS Primary Health / Data Source: SSO

Length of Stay (in Days)	Main Jail	RCCC	Total	Percentage	Total %	Cumulative %
0	596	6	602	22%	22%	22%
1	420	17	437	16%	34%	56%
2	290	23	313	12%		
3	151	10	161	6%		
4	149	29	178	7%	21%	76%
5	91	7	98	4%		
6	54	9	63	2%		
7	42	6	48	2%		
8	26	5	31	1%		
9	36	10	46	2%		
10	14	5	19	1%		
11	18	4	22	1%		
12	12	5	17	1%		
13	8	7	15	1%		
14	21	6	27	1%		
15	9	10	19	1%	6%	82%
16	7	8	15	1%		
17	6	4	10	0%		
18	5	6	11	0%		
19	6	3	9	0%		
20	4	6	10	0%		
21	4	4	8	0%		
22	5	4	9	0%		
23	4	2	6	0%		
24	1	4	5	0%		
25	5	2	7	0%		
26	2	2	4	0%		
27	5	7	12	0%		
28	7	3	10	0%		
29	9	10	19	1%		
30 – 59	66	90	156	6%	18%	100%
60 – 89	45	44	89	3%		
90 – 119	18	22	40	1%		
≥ 120	124	76	200	7%		
Total Releases	2,260	456	2,716	100%	100%	100%

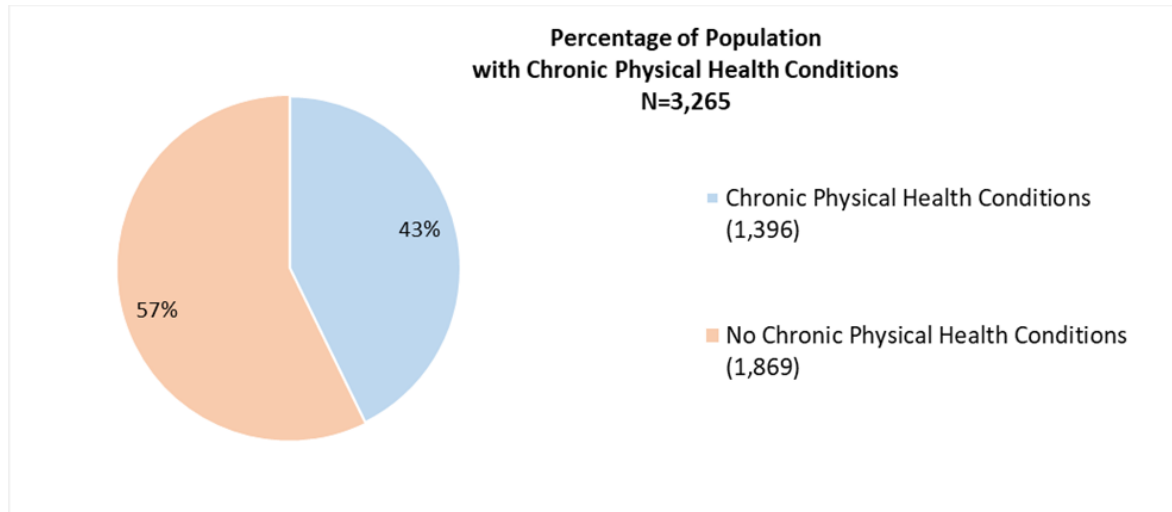
Mental Health Discharge Linkages

Mental Health Discharge Linkages July 2023 – June 2024													
Service Type	Jul	Aug	Sep	Oct	Nov	Dec	Jan	Feb	Mar	Apr	May	Jun	Total
MH Linkage													
Newly Linked to Services	147	154	103	96	87	62	98	82	88	85	82	72	1,156
Transition back to Assigned MH Provider	31	43	34	28	29	18	25	27	23	26	12	26	322
Subtotal MH Linkage	178	197	137	124	116	80	123	109	111	111	94	98	1,478
Transition to MH Acute Care													
5150 to ED	11	11	6	8	8	7	13	6	12	5	7	7	101
Mental Health Treatment Center	2	2	1	1	0	1	0	1	2	1	3	2	16
Other Acute Care	0	1	0	1	0	1	0	1	3	0	0	0	7
Subtotal Transition to MH Acute Care	13	14	7	10	8	9	13	8	17	6	10	9	124
SUD/SUPT Linkage													
Onsite SUD Counselor	3	1	0	1	5	1	1	0	0	1	0	0	13
Other SUD Linkage	0	0	0	0	0	0	0	0	0	1	0	0	1
SUPT System of Care	0	3	12	3	8	1	4	2	3	2	0	0	38
Subtotal SUD/SUPT Linkages	3	4	12	4	13	2	5	2	3	4	0	0	52
Other													
Declined	12	25	24	25	7	9	16	12	14	11	16	17	188
No documentation	13	25	23	29	31	25	34	15	48	30	20	19	312
Other Linkage	64	92	105	121	123	136	137	99	107	94	122	77	1,277
Subtotal Other	89	142	152	175	161	170	187	126	169	135	158	113	1,777
Total	283	357	308	313	298	261	328	245	300	256	262	220	3,431

- “Other linkage” includes Alta Regional, resources reviewed/provided, family/friends support, etc.
- Onsite UCD MH staff are working with Sacramento County Behavioral Health by referring unlinked patients with SMI to the Adult Psychiatric Support Services (APSS) Clinic for continuation medication and linkage. The new Behavioral Health Forensic Full-Service Partnership began service provision in March 2022.

Chronic Physical Health Conditions

- The Daily Population when data was pulled for this report on June 26, 2024 = 3,265.

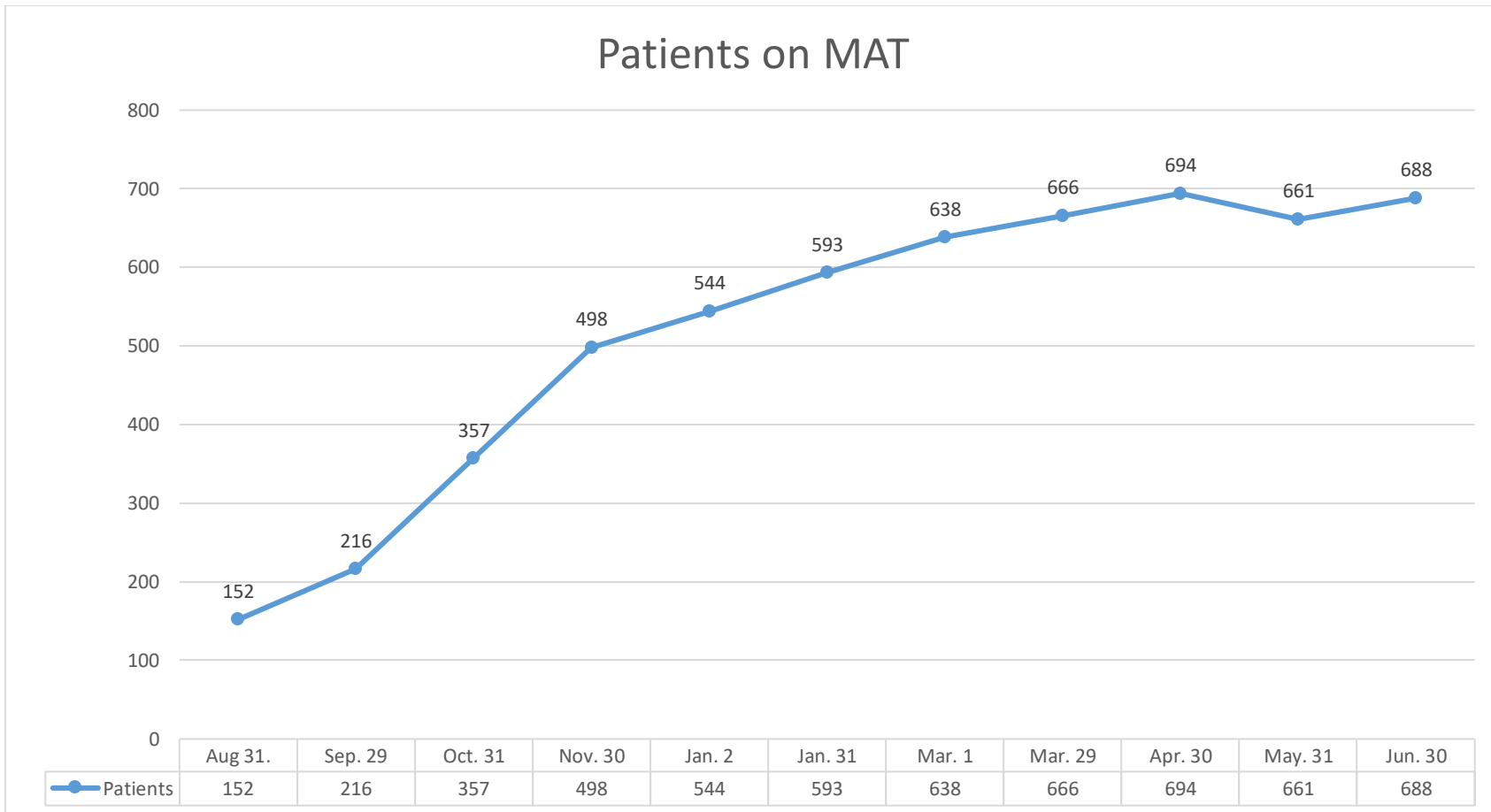


- 43%** of the population have a chronic physical health condition.

Chronic Physical Health Conditions	Unduplicated Patients
1 condition	848 (61%)
2 conditions	333 (24%)
3 conditions	131 (9%)
4 conditions	51 (4%)
5-7 conditions	33 (2%)
Total	1,396 (100%)

- Of those with chronic physical health conditions, **39%** have two or more conditions.

Patients on MAT



- As of 7/9/24 – MJ has 338 suboxone, 13 methadone, 6 sublocade; RCCC has 311 suboxone, 12 methadone, 7 sublocade

SUD related – Note June 2024 the contract with WellSpace Health ended. Sacramento County SUPT assisted ACH by providing two staff to facilitate SUD Groups. There were 13 completed groups in June (an additional 7 were cancelled due to staff schedules, custody availability and holiday). There were a total of 167 patients seen for SUD treatment in June. This number is expected to increase in the coming months due to new contractor and being fully staffed. On average, WellSpace provided one SUD counselor – CORE has submitted clearance information for 3 staff.