

Children are required to have certain childhood vaccines to attend school. This protects them and the community from these vaccine-preventable diseases. In addition to making sure that students are appropriately vaccinated, schools are also required to report this information to the State every school year (SY). This report examines changes in the vaccination status of kindergarten students attending Sacramento County schools over eight SYs (2011-12 to 2018-19). During this time period, Senate Bill (SB) 2109 (passed for the 2014-15 SY) added requirements for personal belief exemptions (PBEs) and SB 277 (passed for the 2015-16 SY) no longer allowed PBEs in California.

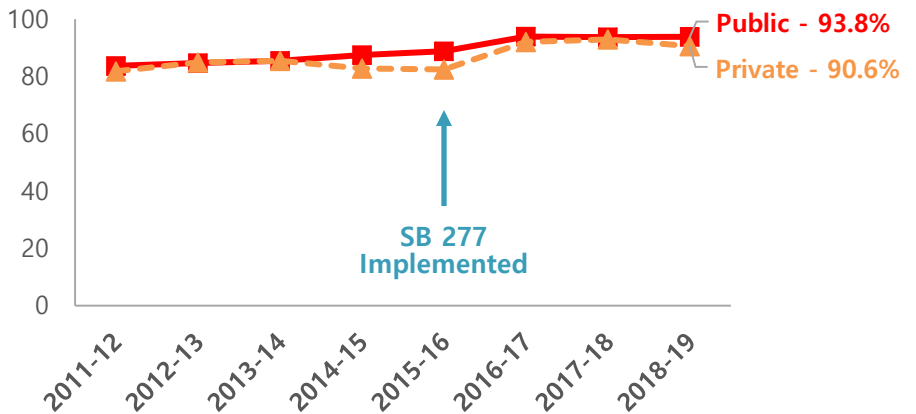
About 20,000 kindergarten (KG) students attended over 300 schools in Sacramento County each school year (SY) between 2011-12 and 2018-19. Public schools represented 77.0% of all schools.

The percent of KG students up-to-date (UTD) on immunizations rose from 83.7% to 93.8% (10.1 points) among public schools and from 81.8% to 90.6% (8.8 points) among private schools during the eight SYs [Figure 1]. The greatest increase occurred right after Senate Bill (SB) 277 passed, with a 5.1 point increase among public schools and a 9.6 point increase among private schools. Among private schools, there had been a decline the two SYs before SB 277; it also declined in the 2018-19 SY.

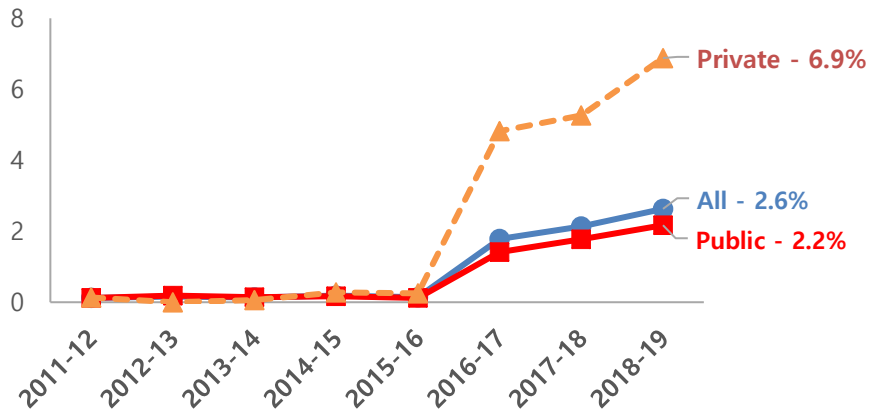
The percent of KG students with permanent medical exemptions (PMEs) increased by 2.5 points between the 2015-16 and 2018-19 SYs [Figure 2]. Private schools had the highest increase with 6.6 points.

Among all schools where KG students were UTD on immunizations, the most were vaccinated for varicella (chickenpox) and hepatitis B during the 2018-19 SY [Table 1]. Vaccination rates were lowest for the diphtheria, tetanus, pertussis vaccine. These trends were true for all eight SYs.

**Figure 1. Percent of Kindergarten Students Up-to-Date on Immunizations by School Type, Sacramento County, 2011-2019**



**Figure 2. Percent of Kindergarten Students with Permanent Medical Exemptions, Sacramento County, 2011-2019**



**Table 1. Percent of Kindergarten Students Up-to-Date on Immunizations by School Type and Series, Sacramento County, 2018-19**

Vaccine	School Type		
	All	Public	Private
DTP	94.5	94.7	93.0
Hepatitis B	95.7	95.9	93.4
MMR	95.3	95.6	93.2
Polio	95.2	95.5	92.9
Varicella	96.3	96.5	93.8

DTP = diphtheria, tetanus, pertussis; MMR = measles, mumps, rubella

For the 2018-19 SY, vaccination rates were the highest among schools in the eastern and southern parts of the County, including schools in Folsom, Elk Grove, and Galt [Figure 3]. Rates were lower among schools in the north central areas, including schools in Sacramento and Citrus Heights.

Certain areas within the County had higher rates of PME, as shown by the dark blue zip codes in Figure 4. These were generally the same zip codes with lower vaccination rates.

More information about vaccinations can be found below:

- Vaccines & Immunizations (Centers for Disease Control and Prevention)  
<https://www.cdc.gov/vaccines/index.html>
- Immunizations Branch (California Department of Public Health)  
<https://www.cdph.ca.gov/Programs/CID/DCDC/pages/immunize.aspx>
- Immunization Assistance Program (Sacramento County Public Health)  
Phone: (916) 875-7468  
[https://dhs.saccounty.net/PU/B/Pages/Immunization-Assistance-Program/Immunization-Assistance-Program-\(IAP\).aspx](https://dhs.saccounty.net/PU/B/Pages/Immunization-Assistance-Program/Immunization-Assistance-Program-(IAP).aspx)

Source: Shots for School ([shotsforschool.org](http://shotsforschool.org))

Figure 3. Percent of Kindergarten Students Up-to-Date on Immunizations by School Zip Code, Sacramento County, 2018-19

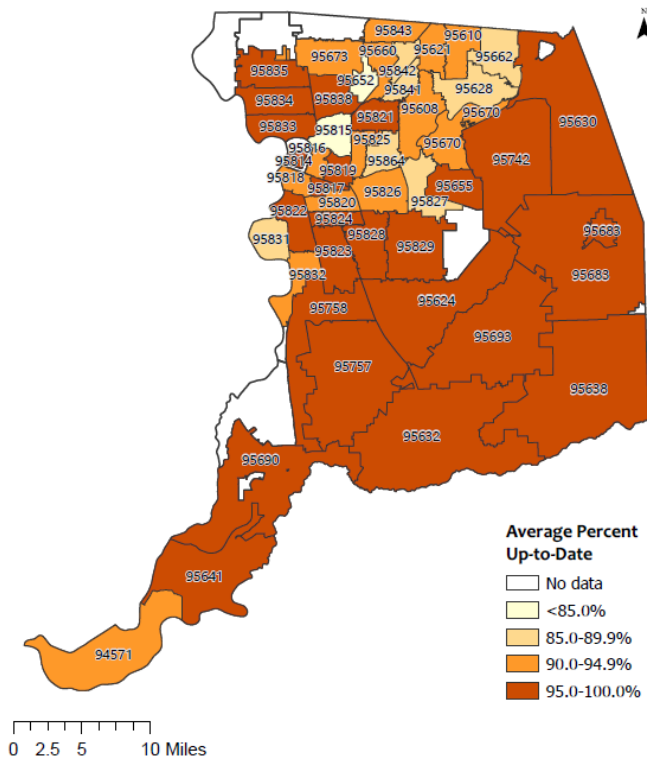


Figure 4. Percent of Kindergarten Students with Permanent Medical Exemptions by School Zip Code, Sacramento County, 2018-19

